

VERESS (variation 1)

bo van der werf

1

layer 1

Dm harm F#m^Δ Cm^Δ "B^b" E^Δ F#(#11)

1 mode per bar → C#M2 DM2 C#M2+A CM2+B

layer 2

C#M6+D DM4+F# C#M6+D DM6+A E^bM4+G DM6+A

layer 1

Dm^Δ Fm^Δ B^Δ C7#11 B^o A7 C7#9 B^Δ

C#M2+A CM2+B C#M2+A CM2+B

layer 2

DM6+A E^bM4+G DM6+A CM6 DM4+C CM6

layer 1

Ebm⁷ Eb^Δ Bm^{7b5} Am⁶

C#M2+D# DM2+E

layer 2

CM6+C# E^bM4+G CM6+C#

(optional repeat)

layer 1

layer 2

2


open for solos
 the continuum is the main reference for the solos and should be looped.
 1 to 8 : 5-dyads cells color the solos ; they should be played rubato, in any order

The musical score consists of eight staves numbered 1 to 8, and a continuum part at the bottom. The score is divided into three sections by vertical lines. The first and third sections are labeled "RANDOM ORDER TO" with arrows pointing towards the center. The second section is a central box containing a "D" with arrows pointing outwards. The continuum part is at the bottom, labeled "CONTINUUM" with arrows pointing outwards.


3 closing section

(open repeat)

dyads




continuum




legato w/pedal

(open repeat)

dyads




continuum



legato w/pedal

dyads



3 bars-structure : play written dyads or any other 5-dyads-cell in random order - like solo form

repeat ad lib al niente

continuum



legato w/pedal

play once then solo ad lib al niente

backing melody



dyads



continuum



legato w/pedal

backing melody

